



# 2023-2024



CROWLEY INDEPENDENT SCHOOL DISTRICT

## Dallas Park Elementary Quality Report Comprehensive Accountability System

Metrics that Matter to the Community

**DISTRICT-ASSIGNED SCHOOL QUALITY RATING** TBD

### 2023-2024 ACADEMICS

#### 3RD GRADE MATH

Approaches	Meets	Masters
51%	18%	2%

#### 5TH GRADE READING (Board Goal) ★

Approaches	Meets	Masters
68%	35%	16%

TEA Rating: TBD  
Baseline Year 2023

### Student ENROLLMENT

TOTAL  
504



### TEACHER Information 5

#### Teacher-to-Student Ratio



**1:22**

Teacher Student

#### Teacher Tenure

8

0-4 Years

28

5+ Years

36 TEACHERS ON CAMPUS

### STUDENT SUPPORTS 5

#### SOCIAL EMOTIONAL LEARNING SUPPORTS

Counselors	✓
SEL Specialists	✓
Interventionists	✓
AFTER SCHOOL PROGRAMS	
21st Century (ACE)	
Clayton Youth Enrichment	✓
Tutorials	✓

### Attendance PERCENTAGE 4

92.31%

2022-2023

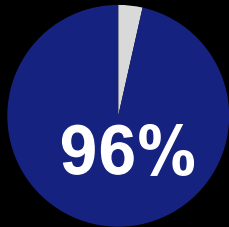
92.54%

2023-2024

### Positive Student BEHAVIOR 5

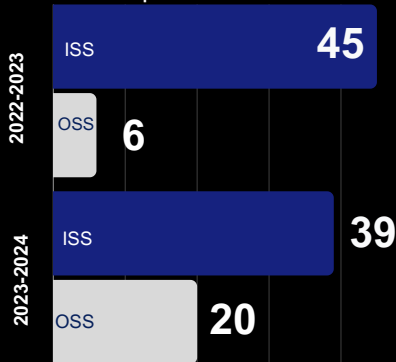
★ (Board Goal)

% of students with no OSS



### Student DISCIPLINE

Discipline Incidents



In-school suspension Out-of-school suspension

### Parent and Student ENGAGEMENT

#### PARENT INVOLVEMENT 5

- PTA
- CPOC

#### STUDENT CLUBS 5

- Girls in STEM
- Young Men in STEM
- National Elementary Honor Society
- DPE Running Club
- Mission Impossible Club
- UIL



### Campus COMMUNICATION



SOCIAL MEDIA



TEXTS/CALLS



GRADES



NEWSLETTERS

SCHOOL ENVIRONMENT





2023-2024



CROWLEY INDEPENDENT SCHOOL DISTRICT

# Dallas Park Elementary Quality Report

## Comprehensive Accountability System



### Crowley ISD School Board

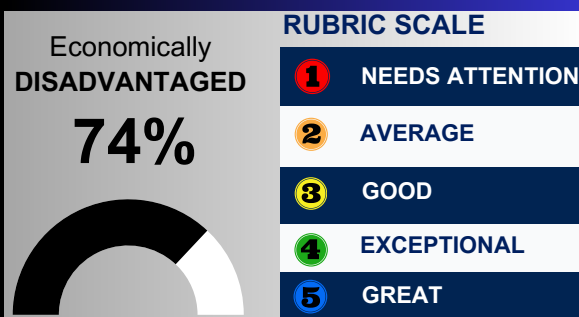
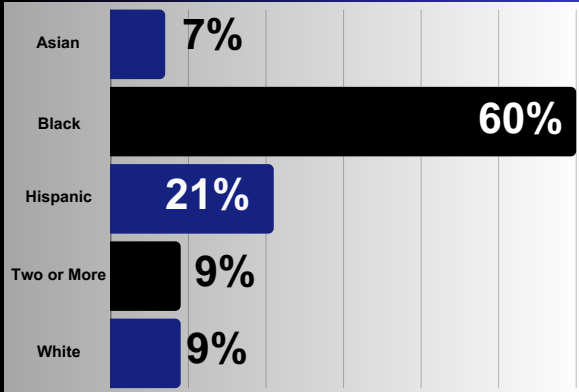
Our aspiration in Crowley ISD is to ensure that all students have access to a GREAT SCHOOL and are provided excellent educational experiences so that they achieve their full potential. When our students graduate from Crowley ISD, they will leave with more than a diploma. They will leave with choices and opportunities. We designed this School Quality Report (SQR) to highlight metrics that matter and to share with our community the areas of progress, the areas of opportunity, and the comprehensive quality of each school in Crowley ISD. This SQR is our effort to increase transparency by synthesizing the quantitative metrics with qualitative parent voices to provide a complete assessment of school quality.

“ Dallas Park Elementary has been such a cornerstone for my daughters. It hasn't just been a school to the Ballard family but rather a community where we have built lasting friendships and memories. The teachers and staff have always gone above and beyond to support and nurture our children, making it a place where they feel safe and inspired to learn and ask questions when unsure.  
**Krystle, Dallas Park Parent** ”

“ Dallas Park is a welcoming and joyful place for both students and staff. We are here to serve our students and we care deeply about fostering relationships with our families. I have built relationships with families at Dallas Park, often teaching siblings after older students have moved on. I also feel that family connection with coworkers.  
**Keila, Dallas Park Teacher** ”

“ Both of my older sisters went to Dallas Park and I've been here since I was in kindergarten so it's been easy to make friends. I like the teachers at Dallas Park because I can go to them if I am having trouble with a math equation or anything.  
**Matthew, Dallas Park Student** ”

### CAMPUS DEMOGRAPHICS



Visit <http://crowleyisdtx.org> for more details regarding our rubric.



# GRADED ON 2023-2024 DATA

CROWLEY INDEPENDENT SCHOOL DISTRICT

## Crowley ISD Quality Report

### Comprehensive Accountability System Rubric

Metrics that Matter to our Community

#### RUBRIC SCALE

- 1** NEEDS ATTENTION
- 2** AVERAGE
- 3** GOOD
- 4** EXCEPTIONAL
- 5** GREAT

#### FINANCE FUND BALANCE

- 1** Less than 9%
- 2** 10-14%
- 3** 14-17%
- 4** 18-19%
- 5** 20%

#### GRADUATION RATE

- 1** 89% or less
- 2** 89-90%
- 3** 90-92%
- 4** 93-94%
- 5** 95% or greater

#### DISTRICT-ASSIGNED SCHOOL QUALITY RATING

- 1** F
- 2** D
- 3** C
- 4** B
- 5** A

#### TEACHER INFORMATION

Total # of 5 plus year teachers divided by the total # of teachers to get the percentage

- 1** 10-19%
- 2** 20-38%
- 3** 39-48%
- 4** 49-59%
- 5** 60% or greater

#### College, Career and Military Readiness (CCMR)

- 1** 60-70%
- 2** 71-80%
- 3** 81-90%
- 4** 91-94%
- 5** 95% or greater

### SCHOOL ENVIRONMENT

#### POSITIVE STUDENT BEHAVIOR

##### ELEMENTARY

- 1** 85 or less
- 2** 86-89
- 3** 90-91
- 4** 92-94
- 5** 95 or greater

##### SECONDARY

- 1** 69%
- 2** 70-73%
- 3** 74-84%
- 4** 85-91%
- 5** 92% or greater

#### STUDENT SUPPORTS

##### ELEMENTARY

- 1** 1 out of 6
- 2** 2 out of 6
- 3** 3 out of 6
- 4** 4 out of 6
- 5** 5 out of 6

##### SECONDARY

- 1** 2 or less
- 3** 3 out of 6
- 5** 4 out of 5

#### ATTENDANCE PERCENTAGE

##### ELEMENTARY

- 1** 85% or less
- 2** 86-89%
- 3** 90-92%
- 4** 93-94%
- 5** 95% or greater

##### SECONDARY

- 1** 69%
- 2** 70-73%
- 3** 74-84%
- 4** 85-91%
- 5** 92% or greater

#### PARENT AND STUDENT ENGAGEMENT OPPORTUNITIES

##### Parent Involvement

- 1** 0      **5** 2 or more
- 2** 1

##### Student Clubs

- 1** 0      **5** 5 or more
- 2** 1      **3** 3-4

#### REFER TO SECONDARY RATINGS FOR DISTRICT

Visit <http://crowleyisdtx.org> for more details

